



Kirby Morgan Dive Systems, Inc.®

425 Garden Street, Santa Barbara, California 93101

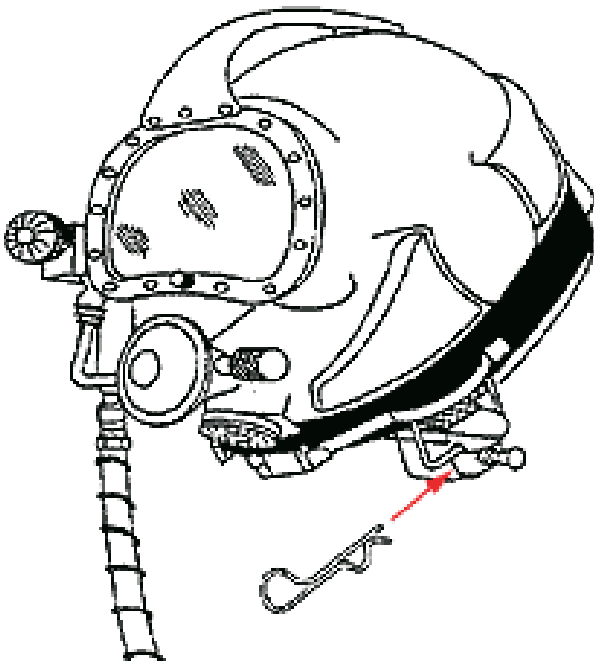
Phone: 805/965-8538 Fax: 805/966-5761

www.KMDSI.com e-mail: info@KMDSI.com

Change to Product Bulletin Number 2 of 1995 10 March, 1995 (revised 9/97)

Subject: Locking Device for Yoke

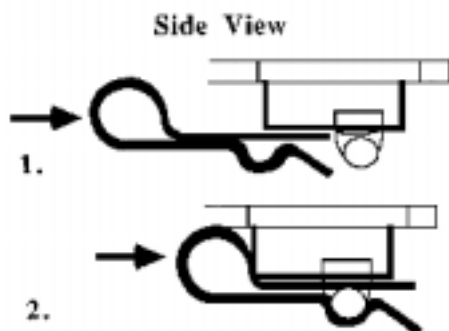
Products Affected: Kirby Morgan SuperLite-17A/B & U.S. Navy MK-21 Mod. 0 & Mod. 1 Yoke/Neck Clamp. The Discontinued "As Standard" Locking Device



The yoke Locking device on the SuperLite-17A/B named the "Push Pin Latch Catch Assembly" Part Number 505-015 (brass) or 505-016 (chrome) has been the standard production configuration on all SuperLite-17 A/B & U.S. Navy MK-21 Mod. 0 & Mod. 1 Helmets in the United States prior to 1993. This Push Pin Latch Catch Assembly is now discontinued as the standard lock shipped with each SuperLite-17 A/B & U.S. Navy MK-21 Mod. 0 & Mod. 1 Helmets. No assemblies or replacement parts for this assembly are available.

KMDSI highly recommends that a Plunger Pin, our Part Number 540-080 be used to prevent the possibility of the yoke latching system on the SuperLite-17 A/B & U.S. Navy MK-21 Mod. 0 & Mod. 1 Helmets with the original style Push Pin Latch Catch Assembly Part Number 505-015 (brass) or 505-016 (chrome) from becoming disengaged by the unintentional depression of the plunger, or due to the Neck Clamp being bent or deformed.

This Plunger Pin, part number 540-080, is not a solution to an improperly working Neck Clamp. Be sure the Neck Clamp is not damaged and is working correctly.



Older Push Pin

KIRBY MORGAN®
Genuine Parts

Kirby Morgan Dive Systems, Inc.®

425 Garden Street, Santa Barbara, California 93101

Phone: 805/965-8538 Fax: 805/966-5761

www.KMDSI.com e-mail: info@KMDSI.com



The Updated Standard Pull Pin Latch Catch Assembly P/N 505-010 (brass) or 505-011 (chrome) for Kirby Morgan SuperLite-17A/B & U.S. Navy MK-21 Mod. 0 & Mod. I Yoke/Neck Clamp.

All SuperLite-17A/B & U.S. Navy MK-21 Mod. 0 & Mod. I Helmets sold by KMDSI now have the Pull Pin Latch Catch Assembly", Part Number 505 - 010 (brass) or 505-011 (chrome) on the helmet to lock the Yoke in position. The mounting system for the Pull Pin Latch Catch Assembly is identical to the old style.

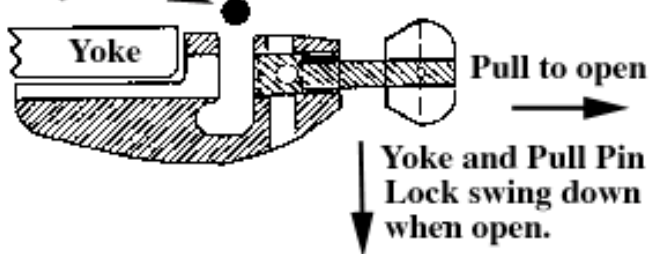
Each Pull Pin Latch Catch Assembly is shipped with a Safety Pin, Part Number 535-900 which we recommend be used when the user requires a two step release system on the helmet. It can be used with or without a cord attached to prevent loss of the Safety Pin when not in use. All Pull Pin Latch Catch Assemblies, P/N 505-010 or 505-011, which are sold as spare or replacement parts include this Safety Pin, P/N 535-900.



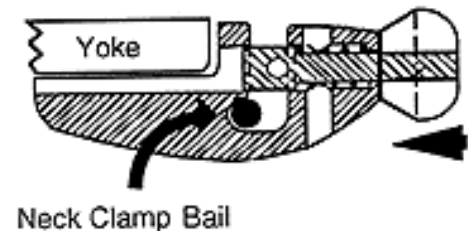
For information regarding the Pull Pin Latch Catch Assembly P/N 505-010 (brass) or 505-011 (chrome) contact your nearest KMDSI dealer.

Open Position

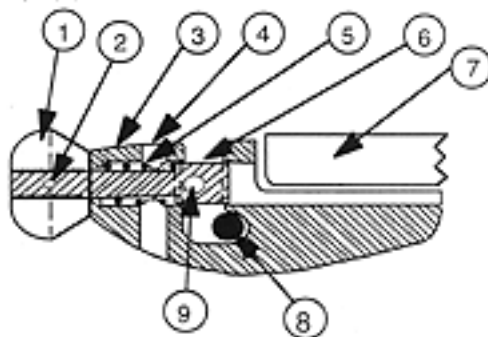
Neck clamp bail free as lock assembly swings down with yoke



Closed Position



CLOSED POSITION



1. Knob, pull to open
2. Roll pin, locking
3. Body
4. Opening in Body, for sand egress
5. Spring
6. Plunger
7. Yoke, Helmet
8. Neck Clamp Bail
9. Hole for Safety Pin, P/N 535-900